







Year 3 Homework Autumn 1

Was Prehistoric Britain a peaceful place?

For this half term please select your additional homework from the grid below.

- The 'Must' jobs must be completed and will be checked by your teacher.
- The 'Would be great' are tasks that your teacher would like to see completed and some will give you an opportunity to present your learning in a creative way.

You can bring your 'Would be great' homework in each week, as you complete a task or you can bring everything in together in the final week of term.

Must		
<p style="text-align: center;"><u>Reading</u></p> <p>Read for 20 minutes 5 times a week and remember to update the 'Go Read' app.</p> <p style="text-align: center;">Reading comprehension</p>	<p style="text-align: center;"><u>Spelling</u></p> <p>Spend 10 minutes 5 times a week learning your spellings set on Spelling Shed.</p>	<p style="text-align: center;"><u>Maths</u></p> <p>Spend 10 minutes 5 times a week learning your times tables set on Times Table Rock Stars.</p> <p style="text-align: center;">Maths Task</p> <p style="text-align: center;">Arithmetic/Mental Maths work</p>
Would be great if		
<p style="text-align: center;"><u>Fact Finding</u></p> <p>Write and design a double page spread about an animal during the Stone Age. What did it look like? Where did it live? What did it eat? How did it survive the cold? How did Stone Age people use/hunt it?</p> 	<p style="text-align: center;"><u>Shelter</u></p> <p>Stone Age people build shelters. Build a model shelter using sticks/twigs, leaves, grass and/or small stones. You could use string or elastic bands to hold things together!</p> 	<p style="text-align: center;"><u>Jewellery</u></p> <p>In the Bronze Age, people made jewellery from bronze, gold, amber, jet, and beads. Find out more about jewellery in The Bronze Age. Make a piece of jewellery.</p> 
<p style="text-align: center;"><u>Be a reporter</u></p>  <p>Use DK Find Out to research about the Stone Age. What did they invent? What tools did they make and use? Write it out as a newspaper report or video yourself.</p>	<p style="text-align: center;"><u>Stone Circle</u></p>  <p>Design and make an ancient stone circle or a replica of Stonehenge. Be creative in the way you make your stone circle.</p>	<p style="text-align: center;"><u>Cave Art</u></p>  <p>The first art in history was found in caves. People drew and painted animals, handprints, and hunting scenes using natural colours made from rocks, plants, and charcoal. Design a piece of cave art using materials of your choice i.e. paint, chalk, crayon.</p>

Quiz

Make up a quiz with facts about The Stone Age. Make sure, you also have the answers, so that you can quiz the class.

QUIZ

Tools for Food



Design and make one of the tools that Stone Age people used at the time.

Diary Entry



Write a diary entry of a Stone Age person. You could begin your entry like this: Dear Diary,

This morning, I woke up in my cave...